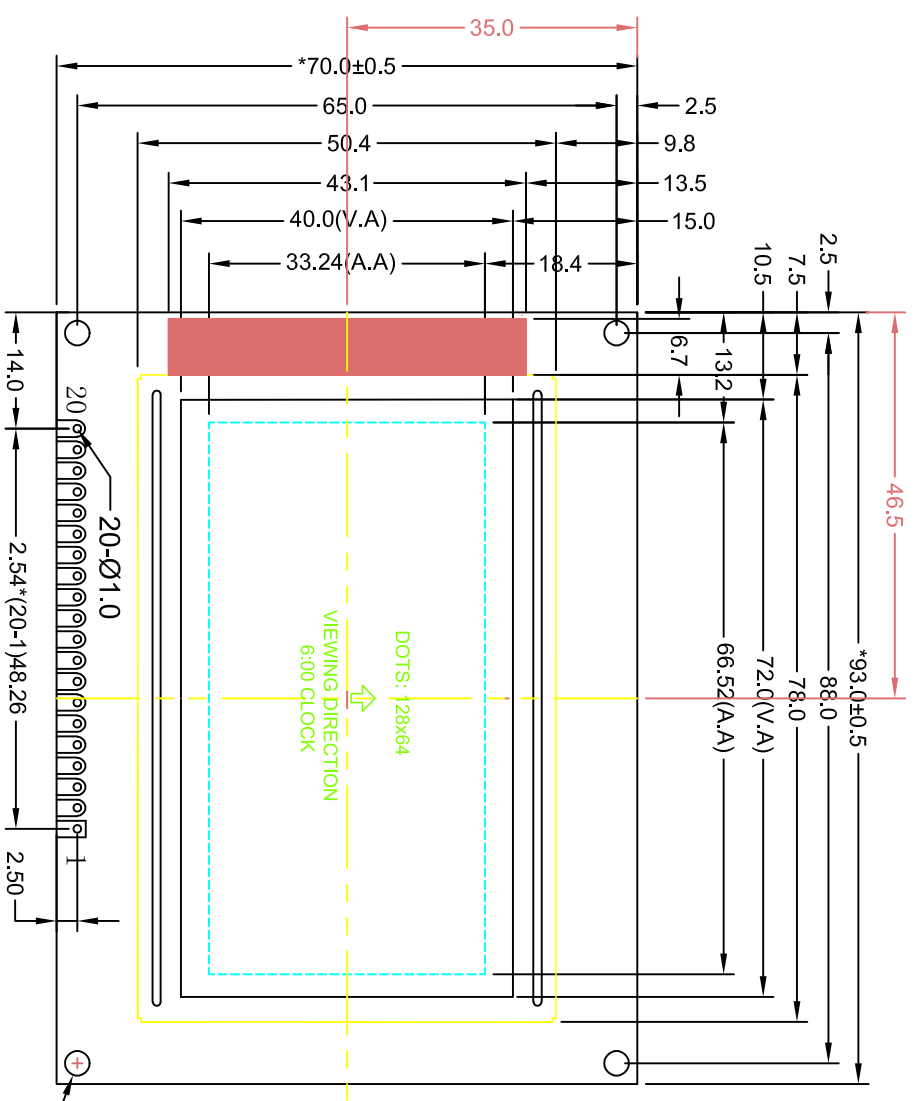
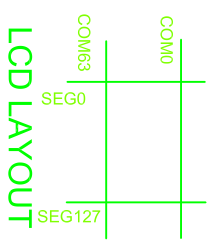
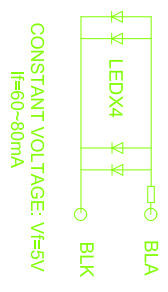
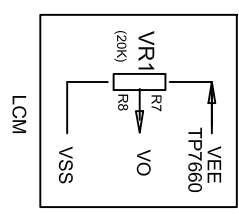


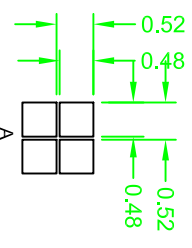
Customer approval :

LCM built in  
Power supply for the LCD drive



Specification:

- 1). Driving: Duty:1/64, Bias:1/9, VEE:-4.9V, V0:-4.2V, VDD:5.0V.
- 2). Viewing direction: 6 o'clock
- 3). Display mode:STN/Blue/Negative/Transmissive
- 4). Operating temp:-20°C~+70°C
- 5). Storage temp: -30°C~+80°C
- 6). Control IC: UC101087 (Or Compatible)
- 7). Backlight: Edge White LED: 5.0V 60MA
- 8). dimensions with mark "" are important with mark "" are referenced
- 9). All the raw materials are RoHS compliant



Item	Symbol	Function	Item	Symbol	Function
1	VSS	Power Ground,0V	15	CS1	Select Column1~64,Active High
2	VDD	Power supply for Logic,+5.0V	16	CS2	Select Column65~128,Active High
3	NC	No Connection	17	/RST	Controller reset signal,Active Low
4	RS	Register selection, H: data, L: instructions	18	NC	No Connection
5	R/W	Read/Write signal, H:read, L:write	19	BLA	Anode of LED Backlight,+5.0V
6	E	Enable signal for Chip. L:effective	20	BLK	Cathode of LED Backlight(-)

REV	REVISION RECORD	DATE	MODEL NO.	GENERAL TOL:
A	FIRST ISSUE	2019/03/03	12864888V11-5C80BLN9R-85WG	未注公差 ±0.20

REV	REVISION RECORD	DATE	MODEL NO.	GENERAL TOL:
B			模组型号	
C			审核	

(VDD:5.0V or 3.3V, BLA:5.0V or 3.3V, Display mode:STN/Blue OR STN/yellow-Green, Fstn/Gray)

深圳市三元晶科技有限公司  
ShenZhen TCCLCD HI-Tech Co., Ltd.



WWW.LCMLCD.COM

Liu

2019/09/03

2019/09/03

2019/09/03

三角法

